

# Investment Justification Form Instructions

Step 1: Click the link to access the Investment Justification form (IJ). If you receive the following message, minimize your browser.

## Please wait...

If this message is not eventually replaced by the proper contents of the document, your PDF viewer may not be able to display this type of document.

You can upgrade to the latest version of Adobe Reader for Windows®, Mac, or Linux® by visiting [http://www.adobe.com/go/reader\\_download](http://www.adobe.com/go/reader_download).

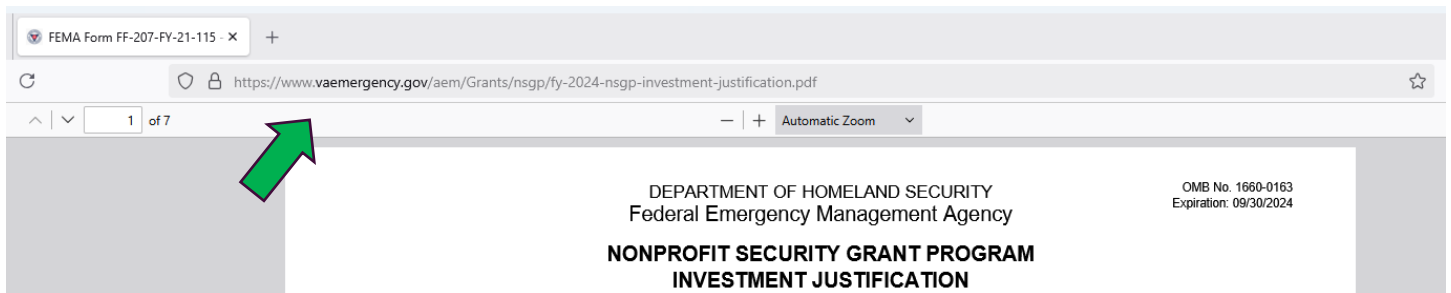
For more assistance with Adobe Reader visit <http://www.adobe.com/go/acrreader>.

Windows is either a registered trademark or a trademark of Microsoft Corporation in the United States and/or other countries. Mac is a trademark of Apple Inc., registered in the United States and other countries. Linux is the registered trademark of Linus Torvalds in the U.S. and other countries.

Step 2: If you do not have the Firefox web browser, open a new browser to download and install the latest version of Firefox. If you already have Firefox, go to step 3.

Step 3: Open your minimized browser and copy the web address.

Step 4: Open the Firefox browser and paste web address. (See below)

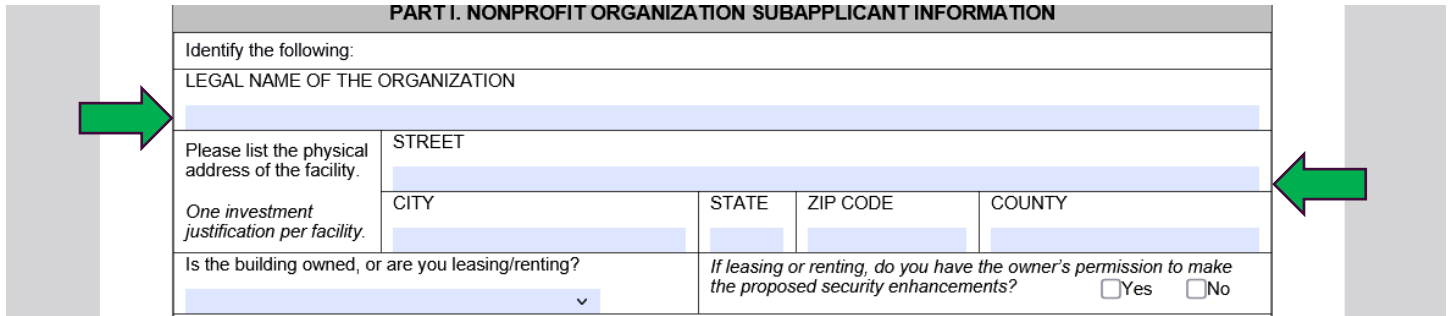


**Additional notes:** If you get a “chrome extension” as a prefix to the IJ link, you will have to delete the “chrome extension” prefix to get the document to load. (See example below)

**Delete the “chrome extension”**

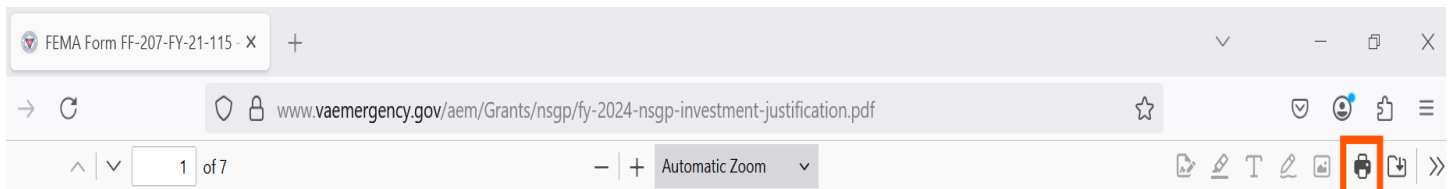


Step 5: Confirm IJ opens in Firefox with the fillable (blue) fields. (See below)



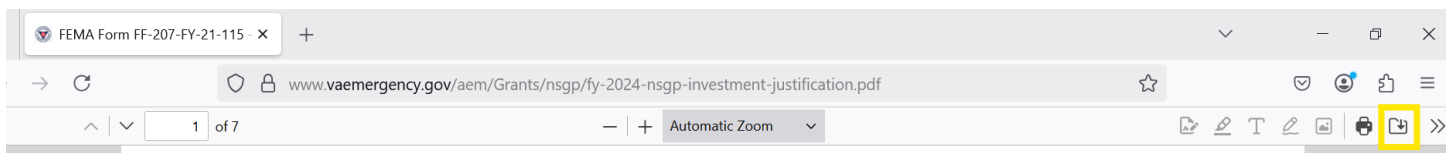
PART I. NONPROFIT ORGANIZATION SUBAPPLICANT INFORMATION				
Identify the following:				
LEGAL NAME OF THE ORGANIZATION				
Please list the physical address of the facility.	STREET			
One investment justification per facility.	CITY	STATE	ZIP CODE	COUNTY
Is the building owned, or are you leasing/renting?		If leasing or renting, do you have the owner's permission to make the proposed security enhancements?		
		<input type="checkbox"/> Yes <input type="checkbox"/> No		

Please **Do Not Click Print** and Save as PDF it will alter the document.



**Do Not Click Print**

Step 6: Simply **Save As PDF** in your desired location on your system.



**Save As PDF**