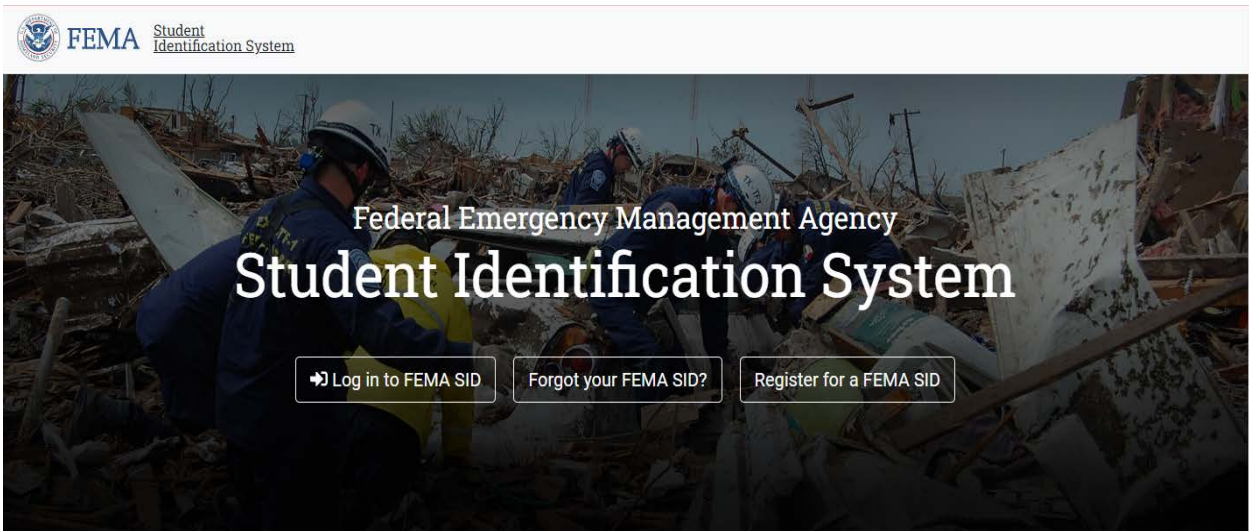


If you have a Student Identification Number (SID) proceed to Step #1

If you do not have an SID number or do not remember the number go to <https://cdp.dhs.gov/femasid>

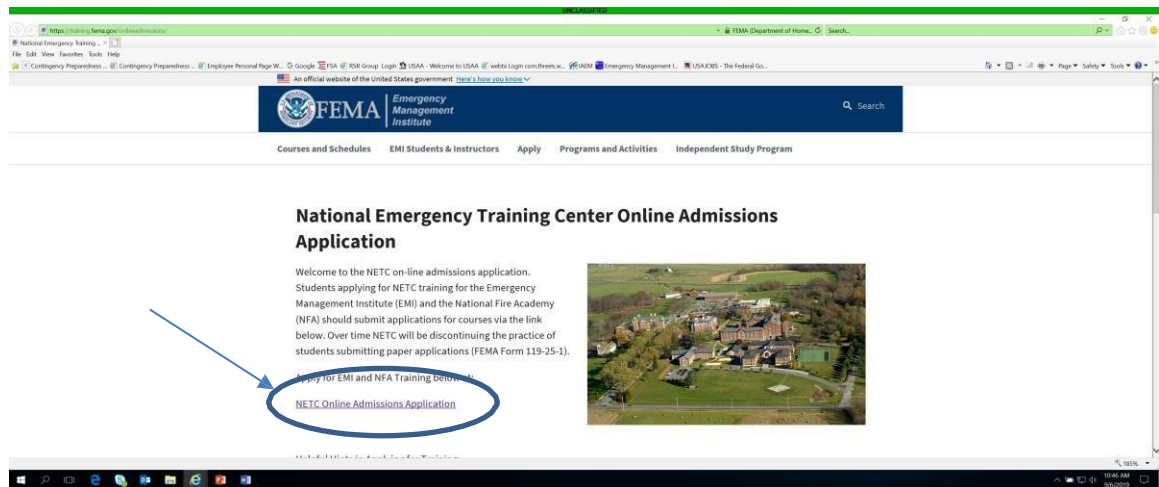
Click on the corresponding block for what you will need and follow the instructions to either retrieve or register for a SID number.

Once you have your SID number proceed to Step #1

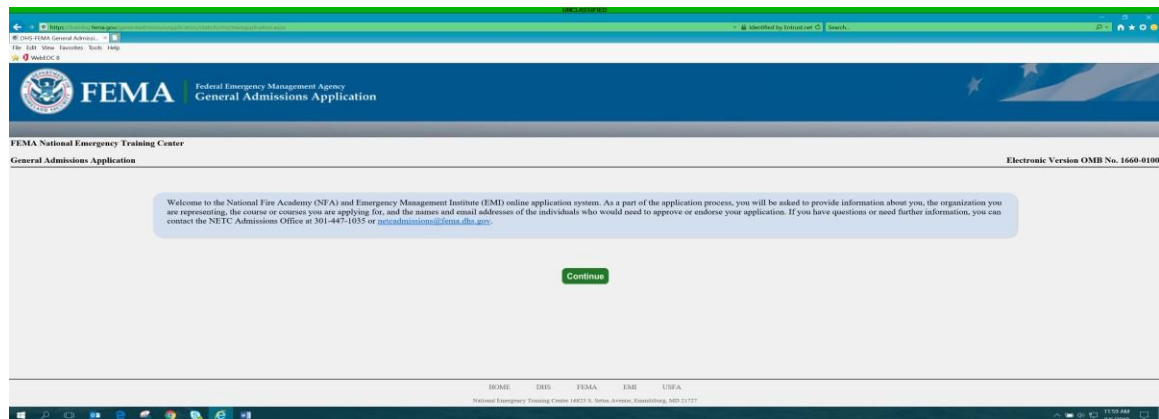


Go to: <https://training.fema.gov/onlineadmissions/>

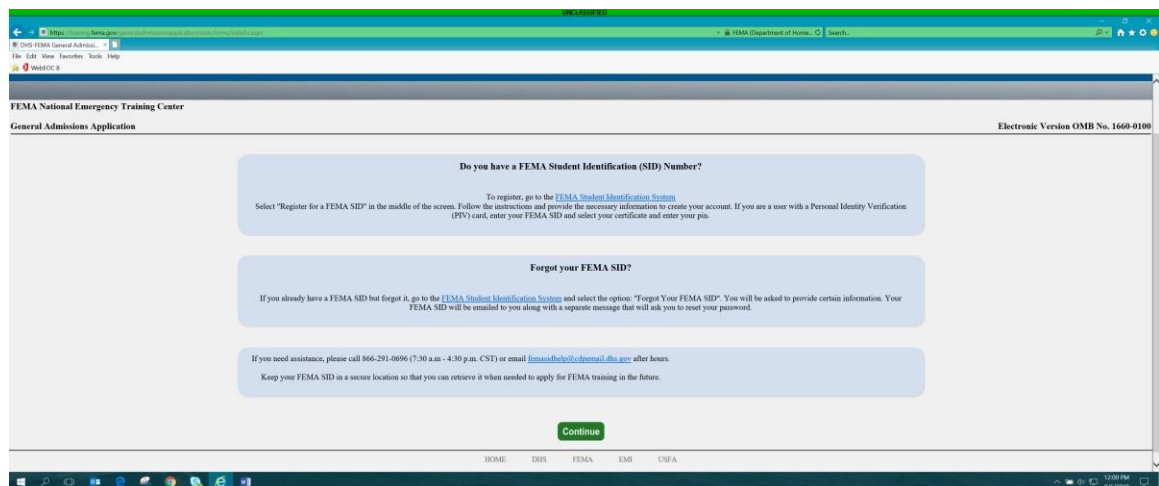
**Step 1:** Click on 'NETC Online Admissions Application'



**Step 2:** If you do not see this screen, move to Step 5, Otherwise, click on 'Continue'



**Step 3:** If you know your FEMA SID click 'Continue'. If you do not remember or do not have a FEMA SID then follow the instructions below.



Step 4: click on 'Continue'

Do you know the course information of the training for which you are applying?

The links below will direct you to the appropriate course catalogs and schedules for EMI and NFA courses. You can find the course code as well as the description, target audience, prerequisites or documentation requirements, and dates. We suggest you make a note of these items for later use. Be aware that some courses delivered at the resident facility are also available at non-resident locations. If you are interested in more specific information on these or other non-resident courses, you should contact your state or local fire training academy or emergency management office.

[EMI Courses and Schedules](#) [NFA Courses and Schedules](#)

**Continue**

HOME DHS FEMA EMI USFA  
National Emergency Training Center 14025 S. Sotoa Avenue, Gaithersburg, MD 20878

Step 5: Check "✓" the box and click 'Continue'

**Equal Opportunity Statement**

NFA and EMI are Equal Opportunity institutions. They do not discriminate on the basis of age, gender, race, color, religious belief, national origin, or disability in their admissions and student-related procedures. Both schools make every effort to ensure equitable representation of minorities and women in their student bodies. Qualified minority and women candidates are encouraged to apply for all courses.

**Privacy Act Statement**

**GENERAL**

This information is provided pursuant to Public Law 93-579 (Privacy Act of 1974), Title 5 United States Code (U.S.C.) Section 552a, for individuals applying for admission to NFA or EMI.

**AUTHORITY**

**Paperwork Burden Disclosure Notice**

Public reporting burden for this data collection is estimated to average 9 minutes. The burden estimate includes the time for reviewing instructions, searching existing data sources, gathering and maintaining the needed data, and completing and submitting the form. You are not required to respond to this collection of information unless a valid OMB control number is displayed on this form. Send comments regarding the accuracy of the burden estimate and any suggestions for reducing the burden to: Information Collections Management, Department of Homeland Security, Federal Emergency Management Agency, 1800 South Bell Street, Arlington, VA 22209-3005, Paperwork Reduction Project (1660-0100).

☐ I acknowledge that I have reviewed and agree to the above statements and disclosures.

**Continue**

HOME DHS FEMA EMI USFA

Step 6: Fill-in full SID number (include zeros), Name and click 'Verify'

**FEMA SID**

*SID must be verified before continuing.*

\* FEMA SID:   
\* First Name:   
Middle Name:   
\* Last Name:   
Suffix:   
Birth Date:

**Verify**

\* = required field

HOME DHS FEMA EMI USFA

**Step 7:** Once *Verified!*, click **Next**.

The screenshot shows the 'FEMA SID' verification screen. At the top, it says 'FEMA National Emergency Training Center' and 'General Admissions Application'. The page title is 'FEMA SID' with a 'Verified!' status. Below this, there are input fields for: \* FEMA SID (000), \* First Name (Thomas), \* Middle Name, \* Last Name (Tarrant), \* Suffix (a dropdown menu), and \* Birth Date. A 'Verify' button is located below these fields. A green 'Next' button is in the bottom right corner.

**Step 8:** Fill-in all required data for demographics and click **Next**.

The screenshot shows the 'Demographic Information' screen. It contains several input fields: \* Home Address 1, \* Home Address 2, \* Home City, \* Home Country (UNITED STATES), \* State (a dropdown menu), \* Home Zip, \* US Citizen (Yes), \* Work Phone, \* Personal Phone, \* Email Address, and \* Confirm Email Address. There are 'Previous' and 'Next' buttons at the bottom.

**Step 9:** Place the Invitation Code in the block, i.e. NAC23, then click **Apply**.


**Step 10:** Select the appropriate course, i.e. E8526 National Advisory Council Orientation, then click **Apply**.

The screenshot shows the 'Course/Offer Information' screen. It features an 'Invitation Code' input field with the text 'If you have been given an invitation code, enter the code and click the apply button. Invitation Only offers for this code will now be listed. To return to non-invitation course/offers, click 'Clear''. Below this are 'Apply' and 'Clear' buttons. There is also a 'Please select a course' dropdown menu with an 'Apply' button. At the bottom, there is a table titled 'Courses For This Application:' with columns for 'Code' and 'No Courses Added'. 'Previous' and 'Next' buttons are at the bottom.

**Step 11:** Select the appropriate date and location of the offering, add your description. Click ‘Save’



FEMA National Emergency Training Center  
General Admissions Application  
Electronic Version OMB No. 1660-0100

### Course/Offer Information

\* Please select a course:   
L0105 - Public Information and Warning ▼

*Your course will not be added until you select the save button below.*

Offer Information

\* Offer Start Date: 1/29/2020   
\* Offer Location: Suffolk, VA 

Briefly describe your activities/responsibilities as they relate to the course for which you are applying and identify how you will use the information obtained from the course. Please refer to the course catalog for more information:

2500 character(s) remaining

\* Do you have any disabilities (special allergies, medical, learning disabilities to include dyscalculia, dysgraphia, dyslexia, etc.) which would require special assistance during your attendance in training? No ▼

**Save** **Cancel**


**Step 11 (continued):** Click ‘Next’

https://training.fema.gov/generaladmissionsapplication/

FEMA Federal Emergency Management Agency  
General Admissions Application

FEMA National Emergency Training Center  
General Admissions Application  
Electronic Version OMB No. 1660-0100

### Course/Offer Information

\* Please select a course:   
<Select a Course> ▼

**Apply**

Courses for this application:

Code
L0101

[Edit](#) [Delete](#)

**Previous** **Next**

**Step 12:** Enter information from Block 17 of your FEMA Form 119-25-1 below, fill-in required blocks and click 'Next'.

**Step 13:** Enter your responses for Other Information and click 'Next'.

**Step 14:** Upload the required pre-requisite certificates; if none Click 'Submit'.



**Step 15:** Check “✓” the box and click ‘Continue’

**FEMA National Emergency Training Center**  
General Admissions Application

Electronic Version OMB No. 1660-0100

### Student Acknowledgement

- I certify that the information recorded on this application is correct. Falsification of information will result in denial of a course certificate and stipend (18 USC 1001).
- I hereby authorize the release of any and all information concerning my enrollment in this course to the chief officer in charge, or designee, of my organization. All requests for information shall be in writing from said chief or designee.
- Further, I understand that the National Emergency Training Center (NETC) and the Center for Domestic Preparedness (CDP) are not authorized to provide medical or health insurance for students. I maintain appropriate insurance on an individual basis.
- I agree to abide by the rules, policies, and regulations of NETC and CDP. Failure to do so will result in denial of the student stipend, expulsion from the course, and possible barring from future National Fire Academy (NFA) and Emergency Management Institute (EMI) courses.

☒ I have read and agree to the student acknowledgement statement above.

**Continue**

**Step 16:** Enter the name of the State Training Officer or representative that is sponsoring the course and click **Submit**.

**FEMA National Emergency Training Center**  
General Admissions Application

Electronic Version OMB No. 1660-0100

### Application Endorsements

At least one of the courses you are applying for requires endorsement from the head of your sponsoring organization. Please fill in the information below for the head of your sponsoring organization.

**Head of Organization Information**

\* Head of Organization Name:

\* Head of Organization Title:

\* Head of Organization Email:

\* Confirm Head of Organization Email:

**Submit**

**Step 16:** You are done, click ‘Close’, you will then receive an email from NETC Admissions stating that your application has been successfully submitted.

**FEMA** Federal Emergency Management Agency  
General Admissions Application

**FEMA National Emergency Training Center**  
General Admissions Application

Electronic Version OMB No. 1660-0100

Congratulations! You have successfully submitted your application(s) for the following courses:

Code	Title	Endorsement Needed?
L0101	Foundations of Emergency Management	Yes

The courses noted above require endorsement from the head of your sponsoring organization. These applications will be forwarded to the appropriate parties for endorsement. If endorsed your application will then be forwarded to the National Emergency Training Center for further review and you will receive notice. You will receive email confirmation of your submissions shortly.

**Restart Application Process**

**Close**